



JKG | INTERNATIONAL
SCHOOL

Shakti Khand-II, Indirapuram, Ghaziabad



Creative Hands

Nov-Dec 2025

The Giggle Gazette

Monthly Newsletter: Creative Hands




Cornucopia of Celebrations






Nov-Dec 2025

Gurupurab



Learners of Creative Hands joyfully celebrated Gurpurab with a creative tearing-and-pasting activity to honor and remember the birth anniversary of Guru Nanak Dev Ji. The learners took pride in understanding about the significance of the day. They also learned “Ek Onkar”, making the celebration both meaningful and memorable for them.





Gurupurab


Nov-Dec 2025






Nov.-Dec 2025

Children's Day



Joyful learners of Creative Hands celebrated Children's Day with fun-filled activities and laughter. The kids enjoyed exciting games like balancing the ball on a paper and also watched the movie "The Lion King". Facilitators made cute tattoos for the children, which they loved. They further participated in a lively chit-chat activity where they performed whatever they picked, in a musical form. It was a delightful day full of happiness and learning.





Merry Christmas



To celebrate the Christmas, learners enthusiastically created Santa faces by pasting cotton. They also participated in a variety of fun games, which added to their excitement and filled the day with joy.







Activity Corner: Where Learning Meets Fun



Concept of This & That

UKG learners participated in an engaging and interactive activity to understand the concept of “This” and “That.” Using a colourful learning chart, children successfully identified nearby objects as “This” and distant objects as “That.”

This hands-on learning experience helped enhance their speaking skills, observation abilities, and overall confidence. The activity promoted learning through play and provided a joyful and meaningful learning experience for the young learners



Subtraction with blocks and beads'



UKG learners engaged in a hands-on activity to understand subtraction using blocks and beads.

This interactive approach strengthened counting skills, fine motor development, and hand-eye coordination, while making learning enjoyable and building confidence in mathematics.



Snowman Making Activity

Our young learners enthusiastically participated in a Snowman Making activity organized to celebrate Christmas. The children created adorable snowmen using soft cotton and wooden sticks for the hands. They were extremely happy and excited throughout the activity. This hands-on experience encouraged learning through play while enhancing their creativity and imagination.



More or Less Activity

The children of Nursery Opal explored the concept of more and less through the use of real-life objects in the classroom. They compared items such as pencils, blocks, pens, and notebooks to identify groups with more or fewer objects. This hands-on activity helped develop their observation and comparison skills in an engaging and interactive manner




Chia seed plant Activity

The Chia Seed Planting activity provided learners with an opportunity to understand how plants grow. Through this hands-on experience, children observed the process of plant growth, which sparked curiosity and enhanced their understanding of how plants grow from seeds while nurturing care and respect for nature.



Water Transport Activity

Learners participated enthusiastically in a Water Transport activity, during which they created thermocol boats and observed them floating on water. Through this hands-on experience, students learned about water transport and explored the concept of floating and sinking. The activity provided an engaging and interactive learning opportunity, helping learners understand the concept in a simple and enjoyable manner.



Air Transport Activity

The enthusiastic learners of Nursery were introduced to the fascinating world of air transport. They learned about various air vehicles such as helicopters, aeroplanes, rockets, jets, and hot air balloons, and understood how these modes of transport travel in the sky and help people move from one place to another.



दो अक्षरों के शब्द

एल.के.जी. एमरल्ड के विद्यार्थियों को मॉन्टेसरी फ़्लैश कार्ड्स की सहायता से दो अक्षरों को जोड़कर शब्द बनाना सिखाया गया। बच्चों ने अत्यंत आत्मविश्वास के साथ दो अक्षरों के शब्द, जैसे— स + च = सच आदि, बनाए। इस गतिविधि के दौरान बच्चे अक्षरों को जोड़ते हुए नए शब्दों को उत्साहपूर्वक पढ़ते और बोलते हुए दिखाई दिए, जिससे उनकी पठन एवं वाचन क्षमता का विकास हुआ।



तीन अक्षर के शब्द

“LKG Emerald के विद्यार्थियों ने तीन अक्षर के शब्द बनाने की गतिविधि में उत्साहपूर्वक भाग लिया। बच्चों ने Montessori फ़्लैश कार्ड्स का प्रयोग कर अक्षरों को जोड़ते हुए तीन अक्षर वाले शब्द बनाए। इस गतिविधि ने उनके शब्द भंडार को समृद्ध किया और पढ़ने में आत्मविश्वास बढ़ाया। सभी बच्चों ने बड़े उत्साह के साथ अपने तीन अक्षर के शब्द कक्षा में प्रस्तुत किए।”



स्वरमाला गतिविधि (अ से अः)



बच्चों ने अ से अः स्वरमाला की फ्लैशकार्ड गतिविधि में भाग लिया। बच्चों ने स्वयं फ्लैशकार्ड को सही क्रम में सजाया। यह गतिविधि बच्चों के सीखने की रुचि बढ़ाने और पहचान क्षमता विकसित करने में सहायक रही।



उ की मात्रा

यूकेजी कक्षा के बच्चों ने 'उ' की मात्रा से संबंधित रोचक गतिविधि में भाग लिया। बच्चों ने अक्षर कार्ड्स की मदद से विभिन्न शब्दों को पहचानना और बनाना सीखा। खेल-खेल में सीखने से बच्चों का आत्मविश्वास और भाषा ज्ञान दोनों में वृद्धि हुई।



Learning New Words through Play

Learning -Mix Family Words.

Words with Flashcards!

Our young learners explored mix family words using flashcards as part of their early literacy development. Each child took turns sounding out and reading simple words aloud, helping to strengthen phonics skills, word recognition, and pronunciation. This engaging activity helped strengthen their phonics skills, word recognition, and pronunciation—all while building excitement for reading!




Letter D




Duck Hand Printing

To reinforce the Letter D, children did a creative Duck-making activity using hand printing. They dipped their hands in paint and printed them on paper to form the duck's body. The kids enjoyed the colourful, hands-on experience while learning the sound and shape of the letter D.





Letter J



Jellyfish

The children enjoyed the Letter J activity by making a cute Jellyfish. They used colourful crepe paper to make the jellyfish tentacles. This fun activity helped them learn the letter J through creativity and play.



Stars of the Month November



*Arul Rawat
Nur. Opal*



*Saanvika
LKQ. Emerald*



*Yuwaan Aggarwal
UKQ. Diamond*



*Anmol
UKQ. Sapphire*



*Harijass
UKQ. Sapphire*

Stars of the Month December



*Aayansh Suryawanshi
Nur. Opal*



*Devank Mandal
LKQ. Emerald*



*Vedika Mavi
UKQ. Diamond*



*Prisha Sancheti
UKQ. Sapphire*

HAPPY
BIRTHDAY

Birthday Celebration: Month of November



HAPPY BIRTHDAY

Birthday Celebration: Month of December



Birthday "January"

- Hitansh Bhutani (LKG Emerald) 2nd January
- Vedika Mavi (UKG Diamond) 3rd January
- Vedant Sharma (Nur Opal) 10th January
- Shrey Mittal (UKG Diamond) 16th January
- Aadhya Gupta (UKG Sapphire) 16th January
- Aahan Siddiqui (UKG Diamond) 17th January
- Suryansh Trivedi (LKG Emerald) 21st January
- Aditya Rai (UKG Sapphire) 21st January



ADMISSION OPEN FOR SESSION 2026-27

NURSERY TO IX AND XI

YOUR KIDS DESERVE THE BEST
EDUCATION



+91 99714-92141



info@jkgisi.com




www.jkgisi.com



JKG INTERNATIONAL
SCHOOL

Shakti Khand-II, Indirapuram, Ghaziabad



9971492141



info@jkgisi.com



www.jkgisi.com